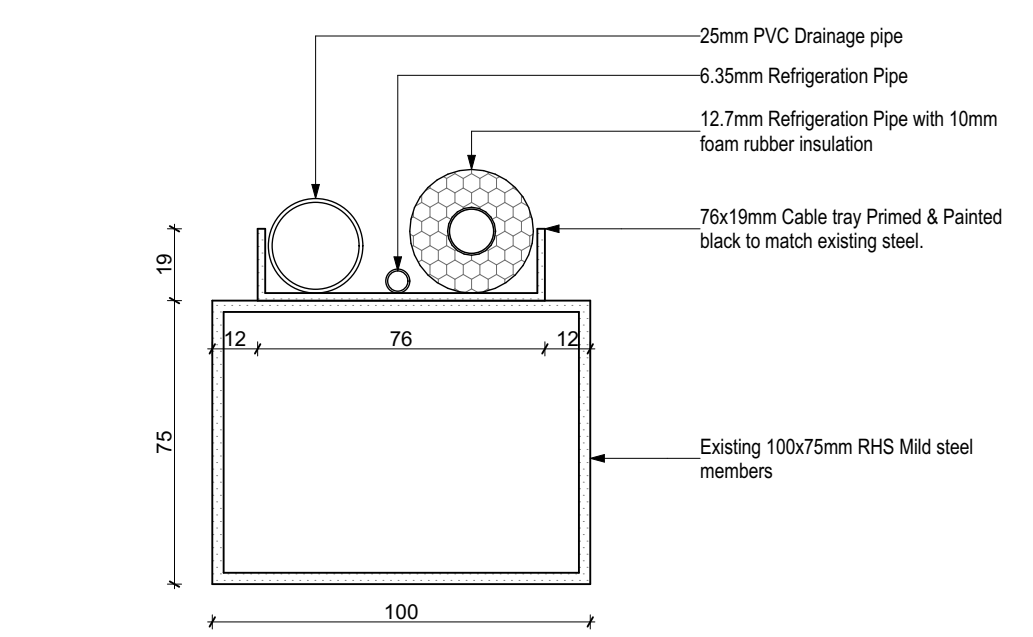
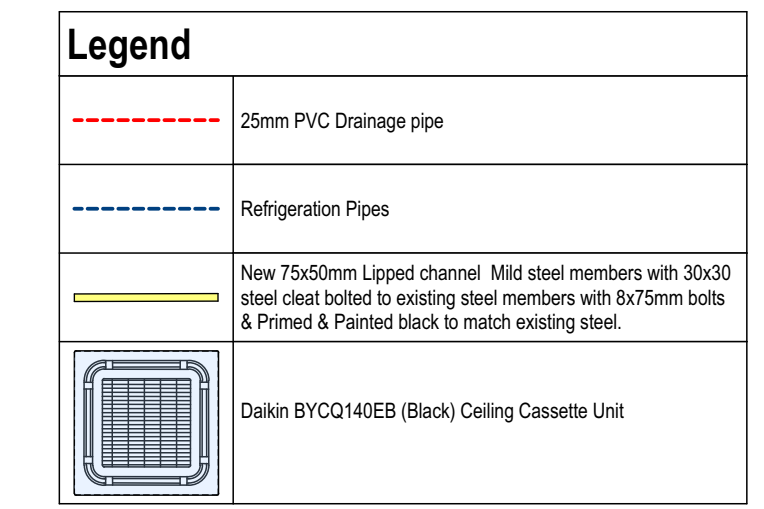


ALL DRAWINGS AND DIMENSIONS MUST BE CORRELATED BEFORE ANY MATERIALS ARE ORDERED OR BEING WORK COMMENCED.
 ANY DIMENSIONS MUST BE BROUGHT UNDER THE ATTENTION OF THE ARCHITECT IMMEDIATELY.
 ALL NOTES SPECIFIED TO BE REFERRED TO THE NOTES OF THE DRAWING FOR TRADES. UNLESS OTHERWISE SPECIFIED.
 ALL APPROVAL REQUIREMENTS IN NOTES AND SPECS WILL BE WRITTEN APPROVAL BY THE ARCHITECT.
 ALL CALIBRATED COMPONENTS MUST BE PROPERLY CLEANED BEFORE APPROVAL ON SITE.
 COPYRIGHT IS RESERVED ON ALL DRAWINGS AND DESIGNS.

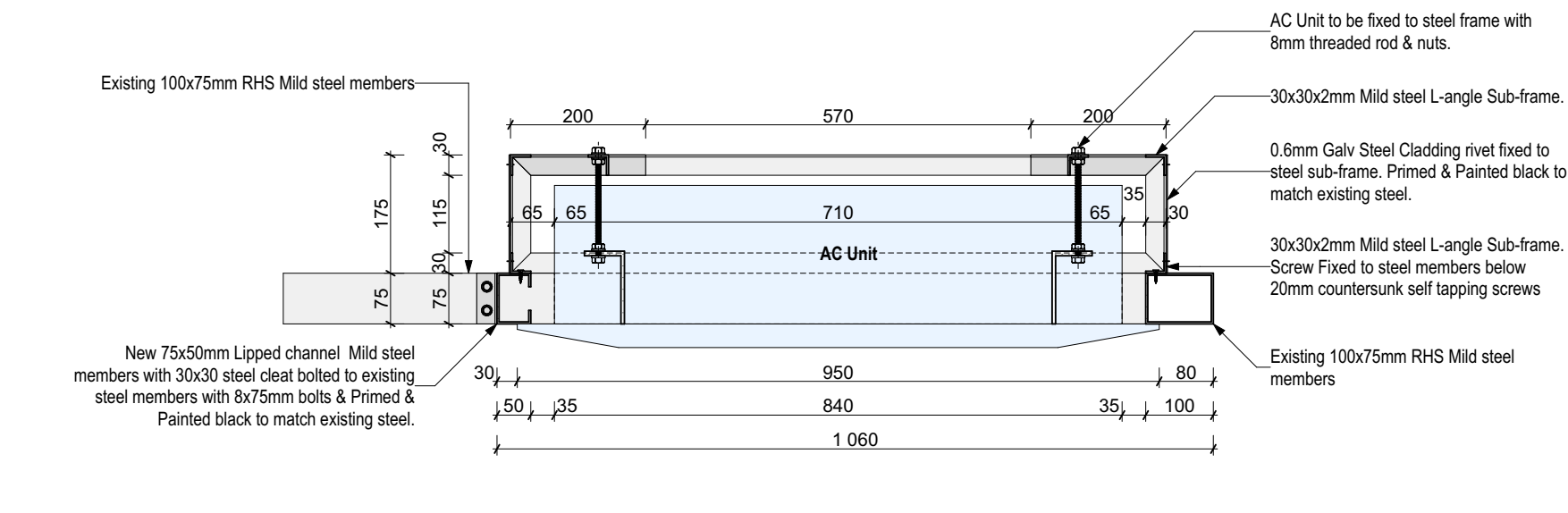
NOTE:
 THE DATUM LEVEL IS SET TO THE UPL OF THE GROUND FLOOR SLAB AS 1000 WHICH REPRESENTS 180.40 ABOVE SEA LEVEL.

NOMINAL GLASS THICKNESS	MAXIMUM SIZE OF PANE	General Notes
3mm	0.75 sq. m.	1. Soft clear glazing min (paned / comment) = 3:1
4mm	1.5 sq. m.	2. Wall glazing min (paned / comment) = 1:1
5mm	2.1 sq. m.	
6.38mm	3.4 sq. m.	

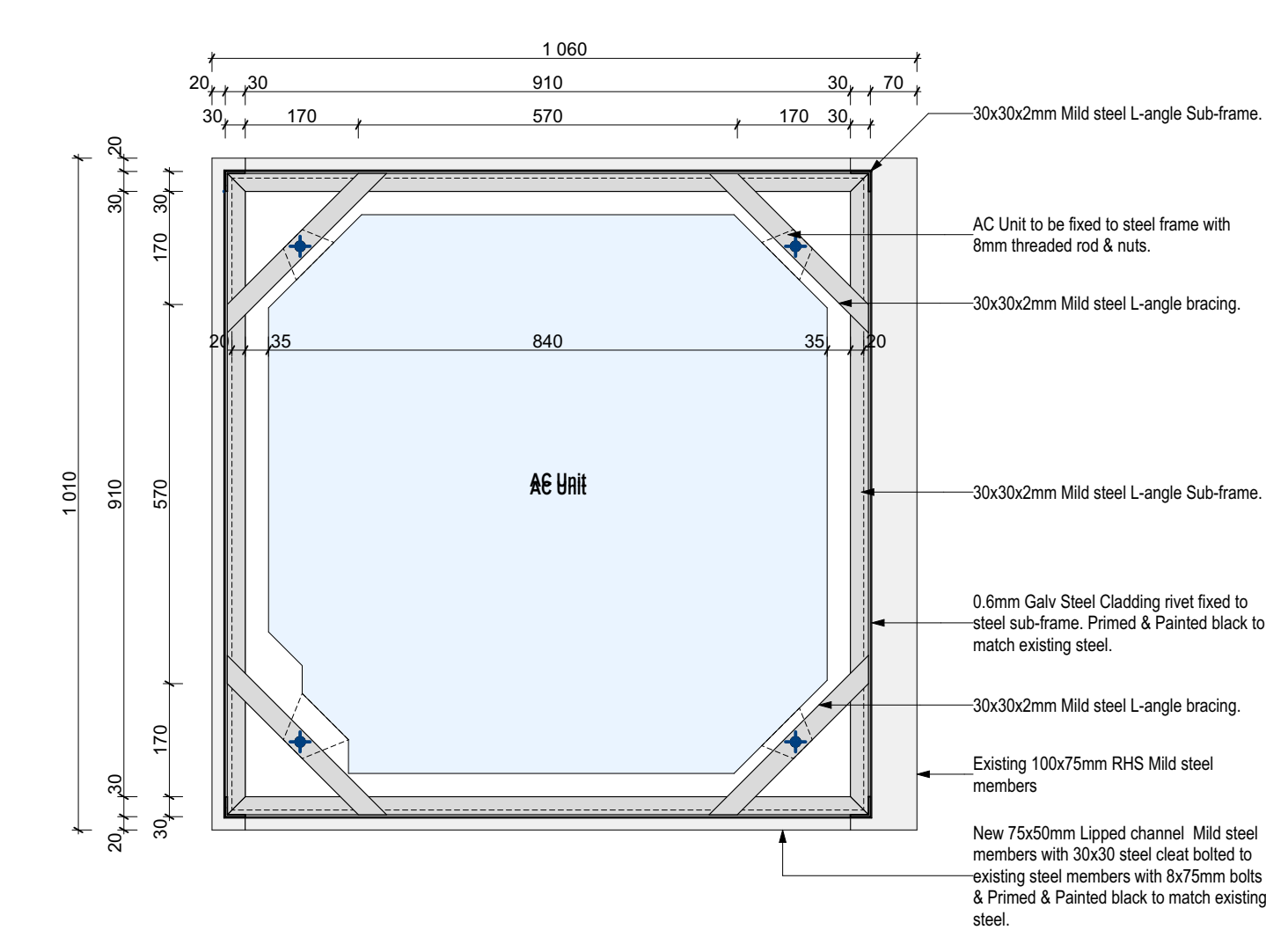
Rev No.	Date	Description	Drawn
01	05/03/23	Issue for information only	RS



D-01 AC Pipes Positioning Detail 1:2



D-02 AC Fixing & Cladding Detail (Section) 1:10



D-03 AC Fixing & Cladding Detail (Plan) 1:10

AREAS	
SITE AREA	15,441.30m ²
Main Office Building Ground Floor Area	3,818m ²
Hall Ground Floor Area	1,216m ²
Day Care Ground Floor Area	36,000m ²
Quart Houses Combined Ground Floor Area	36,000m ²
COVERED (20%)	34,311m ²
Main Office Building Gross Lettable Area	4,197.35m ²
Hall Gross Lettable Area	800.70m ²
Day Care Gross Lettable Area	431.49m ²
Trend Lettable Area	5,429.54m ²
Alternative Office Bulk @ 0.4	11,441.30m ² @ 0.4
Actual Bulk Used	6,178.52m ²
	0.39

PROPOSED CALCULATIONS	
Parking Required	
Main Office Building:	
Office	(4 parking per 100m ²) - 1724.68 m ²
Student Care Centre	(4 parking per 100m ²) - 581.48 m ²
Auditorium	(4 parking per 100m ²) - 360.78 m ²
Cybercafe (25 seats)	(1 parking for every 4 seats plus loading bay)
Day Care	(4 parking per 100m ²) - 476.20 m ²
Hall	(3 parking per 100m ²) - 818.20 m ²
Day Care Centre	(1 parking per 100m ² under office plus 1 bay per 10 pupils) - 818.20 m ²
Total Parking Required	205 BAYS
Parking Provided:	
LSP Covered Parking Area	54 BAYS
LSP Open Parking Area	15 BAYS
Car Entrance Parking (On Erros Road)	19 BAYS
GP Open Parking at Main Entrance and Hall	81 BAYS
Parking at Day Care Entrance	17 BAYS
Total Parking Provided	189 BAYS
	1 bay less

CLIENT:
 P.O. Box 23053
 WINDHOEK
 +26461420647

ARCHITECTS:
 Clad Back Republic ARCHITECTS PVT. LTD.
 P.O. Box 112001 | T: +264 61 237166
 C: +264 61 237166
 WWW.CLABACKREPUBLICARCHITECTS.COM
 P.O. BOX 1450, WINDHOEK, NAMIBIA
 8 SALUTE STREET, WINDHOEK, NAMIBIA

CONSULTANTS:
 QUANTITY SURVEYOR
 P.O. Box 20261
 WINDHOEK
 +26461308106

CIVIL AND STRUCTURAL ENGINEER
 P.O. Box 11199
 WINDHOEK
 +26461253470

MECHANICAL ENGINEER
 P.O. Box 423 Tel: 061 228 502
 WINDHOEK

ELECTRICAL ENGINEER
 Tel: 061 237 427
 P.O. Box 11757
 WINDHOEK

PROJECT TITLE:
NEW NSFAF HEAD OFFICE
 WORKING DRAWINGS

ERF NUMBER: STREET:
Erf 746 EROS ROAD

DRAWINGS:
Student Care Centre: AC Layout & Details

ISSUED FOR: REVISION
Information Only R0

DRAWN: PB	STAGE: R	CHECKED: CB
AS SHOWN	SIZE: A1	DATE: 2023/02/01
PROJECT NUMBER: W14-042	DRAWING NUMBER: A860	